



Union High School District

**BOARD OF TRUSTEES
SPECIAL MEETING**

Board of Trustees
Joyce Dalessandro
Beth Hergesheimer
Amy Herman
Maureen "Mo" Muir
John Salazar

Superintendent
Eric R. Dill

**THURSDAY, NOVEMBER 16, 2017
6:00 PM**

**DISTRICT OFFICE BOARD ROOM 101
710 ENCINITAS BLVD., ENCINITAS, CA 92024**

Welcome to the meeting of the San Dieguito Union High School District Board of Trustees.

PUBLIC COMMENTS

If you wish to speak regarding an item on the agenda, please complete a speaker slip located at the sign-in desk and present it to the Secretary to the Board prior to the start of the meeting. When the Board President invites you to the podium, please state your name before making your presentation.

In the interest of time and order, presentations from the public are limited to three (3) minutes per person, per topic. The total time for agenda items shall not exceed twenty (20) minutes. An individual speaker's allotted time may not be increased by a donation of time from others in attendance.

In accordance with the Brown Act, public comments are limited to item(s) on the published agenda. The Board may 1) acknowledge receipt of the information, 2) refer to staff for further study, or 3) refer the matter to the next agenda.

PUBLIC INSPECTION OF DOCUMENTS

In compliance with Government Code 54957.5, agenda-related documents that have been distributed to the Board less than 72 hours prior to the Board Meeting will be available for review on the district website, www.sduhsd.net and/or at the district office. Please contact the [Office of the Superintendent](#) for more information.

CLOSED SESSION

The Board will meet in Closed Session to consider qualified matters of litigation, employee negotiations, student discipline, employee grievances, personnel qualifications, or real estate negotiations which are timely.

CELL PHONES / ELECTRONIC DEVICES

As a courtesy to all meeting attendees, please set cell phones and electronic devices to silent mode and engage in conversations outside the meeting room.

In compliance with the Americans with Disabilities Act, if you need special assistance, disability-related modifications, or accommodations, including auxiliary aids or services, in order to participate in the public meetings of the District's Governing Board, please contact the [Office of the Superintendent](#). Notification 72 hours prior to the meeting will enable the District to make reasonable arrangements to ensure accommodation and accessibility to this meeting. Upon request, the District shall also make available this agenda and all other public records associated with the meeting in appropriate alternative formats for persons with a disability.

**SAN DIEGUITO UNION HIGH SCHOOL DISTRICT
BOARD OF TRUSTEES
SPECIAL MEETING
AGENDA**

**THURSDAY, NOVEMBER 16, 2017
6:00 PM**

**DISTRICT OFFICE BOARD ROOM 101
710 ENCINITAS BLVD., ENCINITAS, CA 92024**

The Governing Board of the San Dieguito Union High School District has scheduled a Special Meeting to conduct a Public Hearing for Thursday, November 16, 2017, at the above location.

- 1. CALL TO ORDER 6:00 PM
 - A. PUBLIC COMMENTS REGARDING CLOSED SESSION ITEMS (2A-C)

- 2. **CLOSED SESSION** **6:01 PM**
 - A. CURRENT AND/OR POTENTIAL LITIGATION
To conference with legal counsel to discuss current and/or potential significant exposure to litigation, pursuant to Government Codes sections 54956.9(b)(3)(A), and (C): (1 issue).
 - B. PUBLIC EMPLOYEE APPOINTMENT, EMPLOYMENT, PERFORMANCE EVALUATION, DISCIPLINE/DISMISSAL/RELEASE
To consider personnel issues, pursuant to Government Code sections 11126 and 54957; limited to consideration of the appointment, employment, evaluation of performance, discipline /release, dismissal of a public employee or to hear *complaints or charges brought against such employee by another person or employee unless the employee requests a public session.*
 - C. NEGOTIATIONS / EMPLOYEE ORGANIZATIONS
To conference with Labor Negotiators, pursuant to Government Code Section 54957.8.
Agency Negotiators: Superintendent and Associate Superintendents (4)
Employee Organizations: San Dieguito Faculty Association / California School Employees Association

- 3. REPORT OUT OF CLOSED SESSION

PUBLIC HEARING(ITEM 4)

- 4. PUBLIC HEARING / PROPOSED TRUSTEE VOTING AREA PLANS
 - A. PUBLIC HEARING
The Governing Board will convene a public hearing to receive public testimony concerning proposed trustee voting area plans associated with the District's transition to a by-trustee area election system.
 - Open Public Hearing
 - Take Public Comments
In accordance to the Brown Act, public comments are limited to item(s) on the published agenda.
 - Close Hearing

5. ADJOURNMENT TO CLOSED SESSION (AS NECESSARY)

A. CURRENT AND/OR POTENTIAL LITIGATION

To conference with legal counsel to discuss current and/or potential significant exposure to litigation, pursuant to Government Codes sections 54956.9(b)(3)(A), and (C): (1 issue).

B. PUBLIC EMPLOYEE APPOINTMENT, EMPLOYMENT, PERFORMANCE EVALUATION, DISCIPLINE/DISMISSAL/RELEASE

To consider personnel issues, pursuant to Government Code sections 11126 and 54957; limited to consideration of the appointment, employment, evaluation of performance, discipline /release, dismissal of a public employee or to hear *complaints or charges brought against such employee by another person or employee unless the employee requests a public session.*

C. NEGOTIATIONS / EMPLOYEE ORGANIZATIONS

To conference with Labor Negotiators, pursuant to Government Code Section 54957.8.

Agency Negotiators: Superintendent and Associate Superintendents (4)

Employee Organizations: San Dieguito Faculty Association / California School Employees Association

6. REPORT FROM CLOSED SESSION (AS NECESSARY)

7. ADJOURNMENT

San Dieguito Union High School District

INFORMATION REGARDING BOARD AGENDA ITEM

TO: BOARD OF TRUSTEES

DATE OF REPORT: November 8, 2017

BOARD MEETING DATE: November 16, 2017

PREPARED & SUBMITTED BY: Eric R. Dill, Superintendent

SUBJECT: PUBLIC HEARING / PROPOSED TRUSTEE AREA VOTING AREA PLANS / CALIFORNIA VOTING RIGHTS ACT (CVRA) / REGARDING THE COMPOSITION OF POTENTIAL TRUSTEE VOTING AREAS ASSOCIATED WITH THE DISTRICT’S TRANSITION TO A BY-TRUSTEE AREA ELECTION SYSTEM

EXECUTIVE SUMMARY

Transitioning to a new by-trustee area election system under the California Voting Rights Act (CVRA) requires the Board to hold public hearings on proposed trustee area boundaries (or maps) prior to asking the San Diego County Committee on School District Organization to approve the change. If the Committee approves the change, “by-trustee” area voting would be held starting with the 2018 general election, on Tuesday, November 6, 2018.

After the District prepares the draft map options, the law requires the District to hold three public hearings to solicit comments and feedback regarding the potential trustee areas. This is the first of three public hearings to be held with two more scheduled on November 28 and December 14, 2017.

The three proposed trustee area voting area map options, Green, Orange and Purple, are attached for reference.

The Demographer and Counsel will make a presentation and be available to answer questions.

ITEM 4

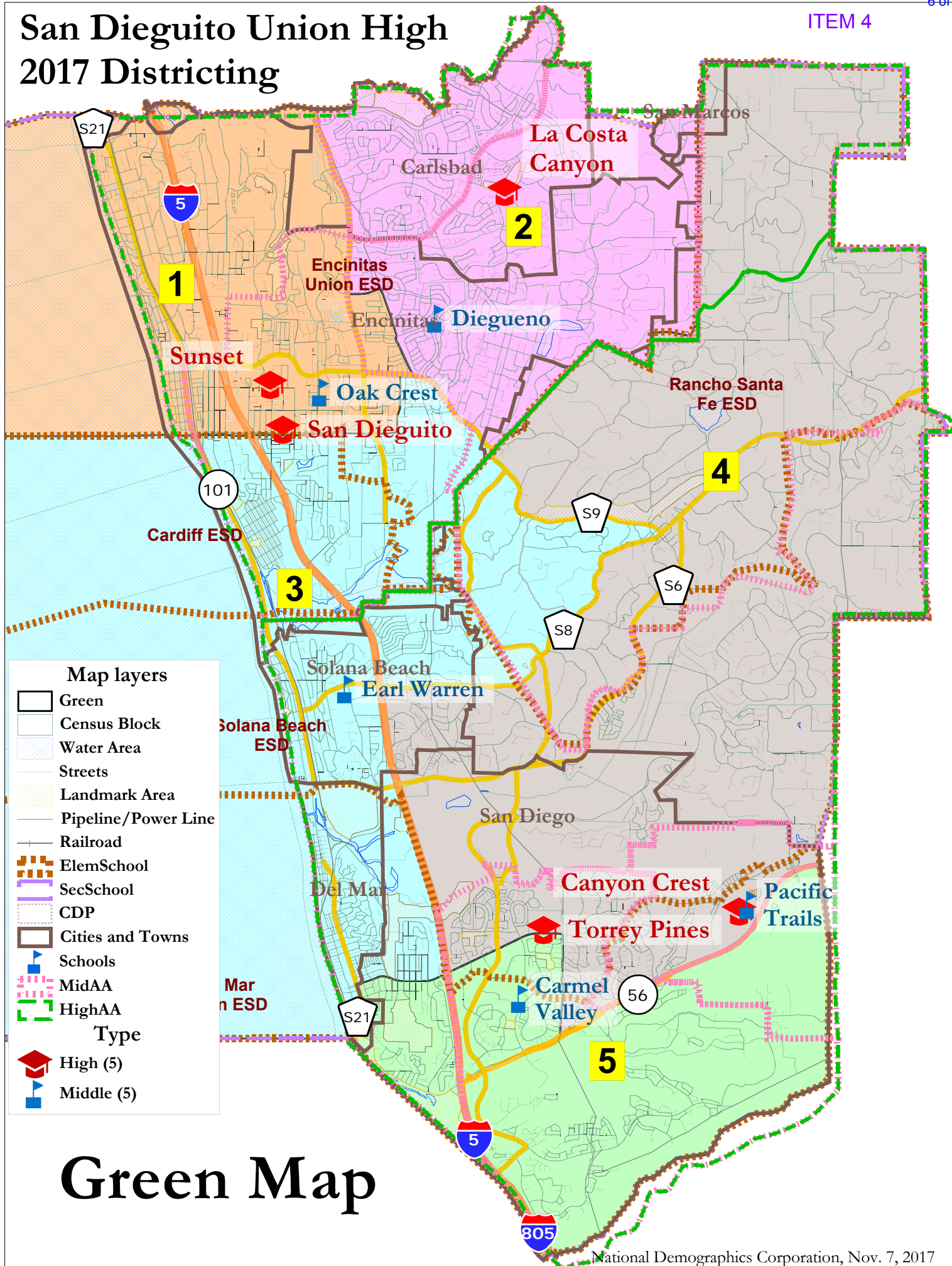
RECOMMENDATION:

The Governing Board will convene a public hearing to receive public testimony concerning proposed trustee voting area plans associated with the District's transition to a by-trustee area election system.

FUNDING SOURCE:

N/A

San Dieguito Union High 2017 Districting

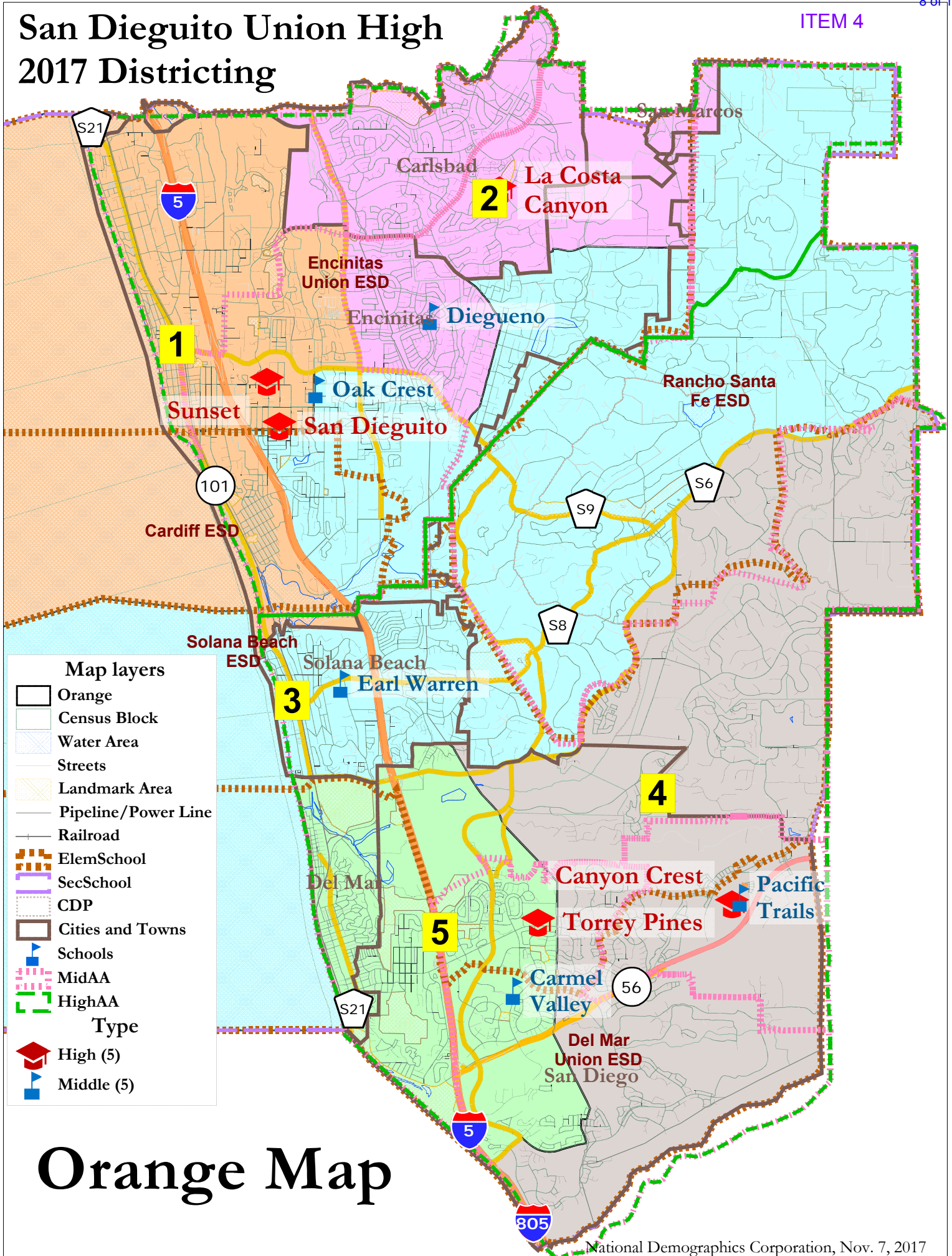


Green Map

ITEM 4

San Dieguito Union High - Green Map								
District		1	2	3	4	5	Total	
<u>Ideal</u>	Total Pop	33,251	33,702	32,879	33,414	32,593	165,839	
33,168	Deviation from ideal	83	534	-289	246	-575	1,109	
	% Deviation	0.25%	1.61%	-0.87%	0.74%	-1.73%	3.34%	
Total Pop	% Hisp	16%	9%	12%	7%	7%	10%	
	% NH White	77%	81%	81%	74%	64%	75%	
	% NH Black	1%	1%	1%	1%	1%	1%	
	% Asian-American	5%	8%	5%	17%	26%	12%	
Voting Age Pop	Total	26,981	24,304	26,972	24,298	23,369	125,924	
	% Hisp	14%	8%	11%	6%	7%	9%	
	% NH White	79%	83%	83%	76%	67%	78%	
	% NH Black	1%	1%	0%	1%	1%	1%	
	% Asian-American	5%	7%	5%	16%	24%	11%	
Citizen Voting Age Pop	Total	25,882	24,311	26,062	22,756	20,214	119,226	
	% Hisp	9%	7%	8%	6%	9%	8%	
	% NH White	84%	84%	86%	77%	68%	80%	
	% NH Black	1%	1%	1%	2%	2%	1%	
	% Asian/Pac.Isl.	5%	7%	4%	15%	20%	10%	
Voter Registration (Nov 2014)	Total	21,064	22,560	22,159	20,865	16,876	103,524	
	% Latino est.	8%	6%	6%	4%	5%	6%	
	% Asian-Surnamed	3%	3%	2%	10%	12%	6%	
	% Filipino-Surnamed	0%	0%	0%	1%	1%	1%	
	% Spanish-Surnamed	7%	5%	5%	4%	4%	5%	
	% NH White est.	87%	88%	91%	85%	79%	86%	
	% NH Black	1%	1%	0%	0%	2%	1%	
Voter Turnout (Nov 2014)	Total	10,822	11,809	11,931	11,857	8,846	55,264	
	% Latino	5%	5%	4%	3%	4%	4%	
	% Asian-Surnamed	2%	3%	2%	8%	11%	5%	
	% Filipino-Surnamed	0%	0%	0%	1%	1%	0%	
	% Spanish-Surnamed	4%	4%	4%	3%	3%	4%	
	% NH White est.	90%	90%	92%	88%	82%	89%	
Voter Turnout (Nov 2012)	Total	17,331	19,016	18,997	17,438	14,533	87,315	
	% Latino	7%	6%	5%	4%	5%	5%	
	% Asian-Surnamed	2%	3%	2%	7%	10%	5%	
	% Filipino-Surnamed	0%	0%	0%	1%	1%	0%	
	% Spanish-Surnamed	6%	5%	5%	3%	4%	5%	
	% NH White est.	89%	90%	91%	88%	83%	88%	
ACS Pop. Est.	Total	34,290	34,221	35,313	34,489	34,544	172,857	
	age0-19	21%	28%	20%	31%	30%	26%	
	age20-60	54%	53%	54%	50%	58%	54%	
	age60plus	25%	20%	26%	20%	12%	21%	
	Immigration	immigrants	14%	12%	14%	26%	31%	19%
		naturalized	56%	62%	49%	60%	49%	55%
Language spoken at home	english	82%	87%	85%	69%	65%	78%	
	spanish	10%	6%	9%	6%	7%	8%	
	asian-lang	3%	3%	2%	13%	18%	8%	
	other lang	4%	5%	4%	11%	10%	7%	
Language Fluency	Speaks Eng. "Less than Very Well"	7%	4%	5%	8%	11%	7%	
Education (among those age 25+)	hs-grad	35%	37%	31%	22%	20%	29%	
	bachelor	34%	35%	34%	35%	33%	34%	
	graduatedegree	25%	26%	30%	41%	44%	33%	
Child in Household	child-under18	24%	39%	23%	43%	42%	34%	
Work (percent of pop age 16+)	employed	59%	59%	63%	58%	65%	60%	
	Commute on Public Transit	2%	1%	2%	1%	1%	1%	
Household Income	income 0-25k	17%	13%	12%	8%	11%	12%	
	income 25-50k	14%	11%	13%	10%	8%	11%	
	income 50-75k	14%	11%	13%	10%	9%	11%	
	income 75-200k	40%	44%	41%	39%	48%	42%	
	income 200k-plus	15%	22%	22%	34%	25%	23%	
Housing Stats	single family	71%	85%	69%	88%	62%	75%	
	multi-family	29%	15%	31%	12%	38%	25%	
	vacant	9%	4%	12%	8%	5%	8%	
	occupied	91%	96%	88%	92%	95%	92%	
	rented	43%	20%	40%	22%	39%	33%	
	owned	57%	80%	60%	78%	61%	67%	
Total and Voting Age population data from the 2010 Decennial Census.								
Surname-based Voter Registration and Turnout data from the California Statewide Database.								
Latino voter registration and turnout data are Spanish-surname counts adjusted using Census Population Department undercount estimates. NH White and NH Black registration and turnout counts estimated by NDC. Citizen Voting Age Pop., Age, Immigration, and other demographics from the 2011-2015 American Community Survey and Special Tabulation 5-year data.								

San Dieguito Union High 2017 Districting

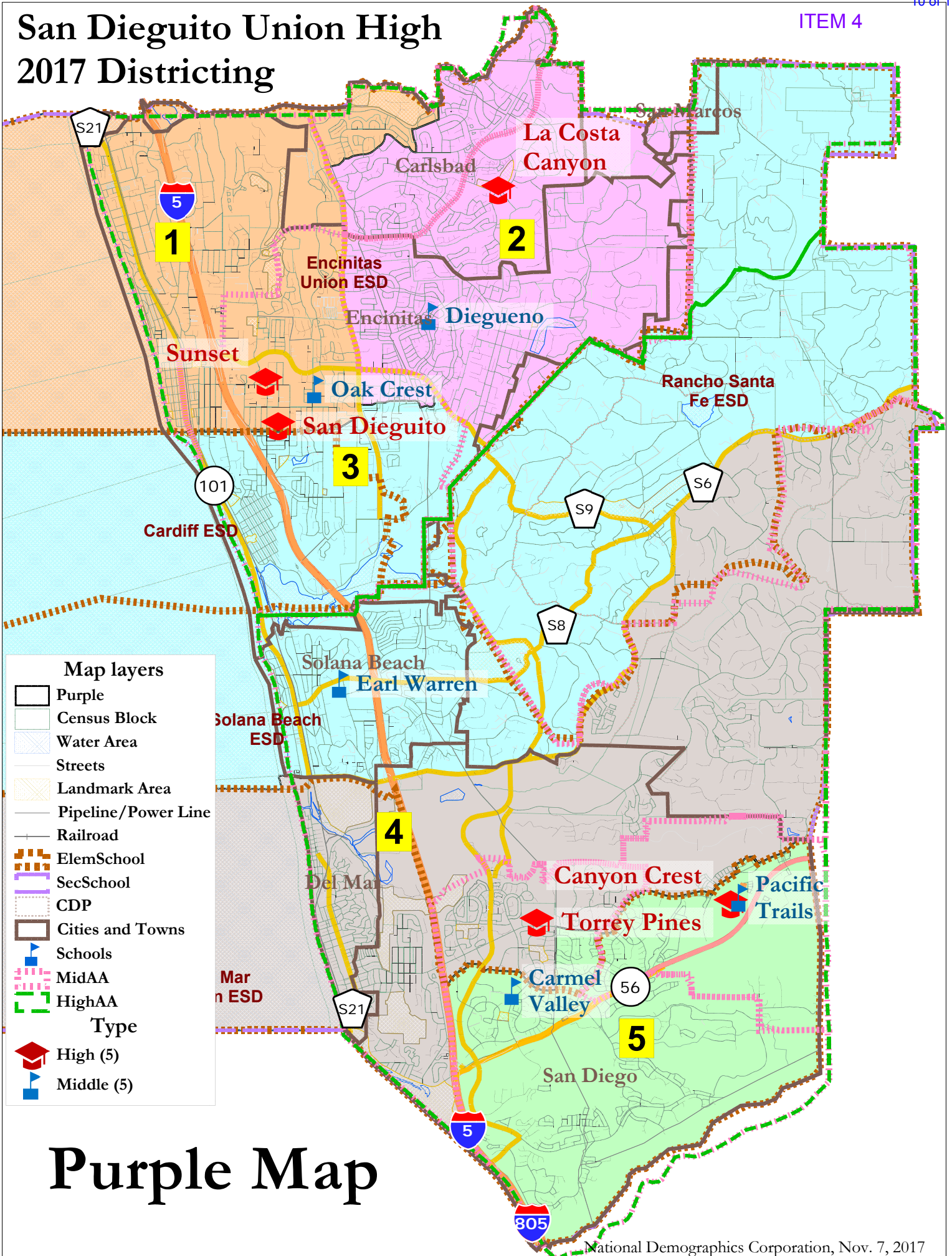


Orange Map

ITEM 4

San Dieguito Union High - Orange Map							
District		1	2	3	4	5	Total
<u>Ideal</u>	Total Pop	33,261	33,462	33,551	32,533	33,032	165,839
33,168	Deviation from ideal	93	294	383	-635	-136	1,018
	% Deviation	0.28%	0.89%	1.15%	-1.91%	-0.41%	3.07%
Total Pop	% Hisp	15%	9%	13%	7%	6%	10%
	% NH White	77%	81%	80%	67%	71%	75%
	% NH Black	1%	1%	1%	1%	1%	1%
	% Asian-American	5%	8%	5%	24%	20%	12%
Voting Age Pop	Total	27,172	24,433	26,654	22,133	25,532	125,924
	% Hisp	14%	8%	11%	7%	6%	9%
	% NH White	79%	83%	82%	69%	74%	78%
	% NH Black	1%	1%	1%	1%	1%	1%
	% Asian-American	5%	7%	5%	23%	18%	11%
Citizen Voting Age Pop	Total	26,109	24,486	25,628	20,988	22,015	119,226
	% Hisp	9%	7%	8%	6%	8%	8%
	% NH White	84%	84%	85%	69%	76%	80%
	% NH Black	1%	1%	1%	3%	1%	1%
	% Asian/Pac.Isl.	5%	6%	5%	21%	13%	10%
Voter Registration (Nov 2014)	Total	20,841	22,567	22,715	17,822	19,579	103,524
	% Latino est.	8%	6%	6%	4%	5%	6%
	% Asian-Surnamed	2%	3%	2%	14%	9%	6%
	% Filipino-Surnamed	0%	0%	0%	1%	1%	1%
	% Spanish-Surnamed	7%	5%	5%	4%	4%	5%
	% NH White est.	87%	89%	90%	79%	85%	86%
	% NH Black	0%	1%	0%	1%	1%	1%
Voter Turnout (Nov 2014)	Total	10,219	12,018	12,620	9,787	10,621	55,264
	% Latino	5%	5%	4%	3%	3%	4%
	% Asian-Surnamed	2%	3%	2%	11%	7%	5%
	% Filipino-Surnamed	0%	0%	0%	1%	1%	0%
	% Spanish-Surnamed	5%	4%	4%	3%	3%	4%
	% NH White est.	90%	90%	92%	83%	87%	89%
Voter Turnout (Nov 2012)	Total	17,069	19,087	19,370	15,134	16,656	87,315
	% Latino	7%	5%	5%	4%	4%	5%
	% Asian-Surnamed	2%	3%	2%	11%	7%	5%
	% Filipino-Surnamed	0%	0%	0%	1%	1%	0%
	% Spanish-Surnamed	6%	5%	5%	4%	4%	5%
	% NH White est.	89%	90%	91%	84%	87%	88%
ACS Pop. Est.	Total	34,669	34,007	35,345	34,090	34,746	172,857
	age0-19	20%	27%	24%	33%	26%	26%
	age20-60	57%	52%	50%	53%	56%	54%
	age60plus	23%	21%	27%	14%	18%	21%
	immigrants	13%	12%	15%	30%	27%	19%
	naturalized	54%	63%	53%	60%	47%	55%
Language spoken at home	english	84%	87%	83%	64%	72%	78%
	spanish	9%	6%	10%	7%	6%	8%
	asian-lang	2%	3%	2%	19%	12%	8%
	other lang	4%	4%	5%	10%	10%	7%
Language Fluency	Speaks Eng. "Less than Very Well"	6%	4%	6%	10%	8%	7%
Education (among those age 25+)	hs-grad	33%	36%	34%	19%	22%	29%
	bachelor	37%	34%	32%	32%	34%	34%
	graduatedegree	24%	26%	28%	47%	41%	33%
Child in Household	child-under18	23%	37%	28%	50%	33%	34%
Work (percent of pop age 16+)	employed	62%	59%	57%	61%	64%	60%
	Commute on Public Transit	1%	1%	2%	1%	1%	1%
Household Income	income 0-25k	17%	12%	13%	8%	10%	12%
	income 25-50k	14%	11%	15%	7%	9%	11%
	income 50-75k	14%	12%	12%	7%	11%	11%
	income 75-200k	39%	45%	37%	43%	47%	42%
	income 200k-plus	16%	21%	23%	35%	23%	23%
Housing Stats	single family	69%	85%	78%	83%	62%	75%
	multi-family	31%	15%	22%	17%	38%	25%
	vacant	10%	4%	10%	6%	9%	8%
	occupied	90%	96%	90%	94%	91%	92%
	rented	47%	20%	32%	25%	38%	33%
	owned	53%	80%	68%	75%	62%	67%
Total and Voting Age population data from the 2010 Decennial Census.							
Surname-based Voter Registration and Turnout data from the California Statewide Database.							
Latino voter registration and turnout data are Spanish-surname counts adjusted using Census Population Department undercount estimates. NH White and NH Black registration and turnout counts estimated by NDC. Citizen Voting Age Pop., Age, Immigration, and other demographics from the 2011-2015 American Community Survey and Special Tabulation 5-year data.							

San Dieguito Union High 2017 Districting



Purple Map

ITEM 4

San Dieguito Union High - Purple Map							
District		1	2	3	4	5	Total
<u>Ideal</u>	Total Pop	33,711	33,197	33,825	32,333	32,773	165,839
33,168	Deviation from ideal	543	29	657	-835	-395	1,492
	% Deviation	1.64%	0.09%	1.98%	-2.52%	-1.19%	4.50%
Total Pop	% Hisp	16%	9%	12%	6%	8%	10%
	% NH White	77%	81%	81%	76%	62%	75%
	% NH Black	1%	1%	1%	1%	1%	1%
	% Asian-American	5%	8%	5%	16%	28%	12%
Voting Age Pop	Total	27,535	23,787	27,329	24,736	22,537	125,924
	% Hisp	14%	8%	11%	6%	7%	9%
	% NH White	79%	83%	83%	78%	64%	78%
	% NH Black	1%	1%	1%	1%	1%	1%
	% Asian-American	5%	7%	5%	14%	27%	11%
Citizen Voting Age Pop	Total	26,606	23,650	26,333	22,662	19,976	119,226
	% Hisp	9%	7%	8%	7%	7%	8%
	% NH White	84%	84%	86%	80%	64%	80%
	% NH Black	1%	1%	1%	1%	3%	1%
	% Asian/Pac.Isl.	6%	7%	4%	11%	24%	10%
Voter Registration (Nov 2014)	Total	21,328	22,283	22,872	20,730	16,311	103,524
	% Latino est.	8%	6%	6%	4%	5%	6%
	% Asian-Surnamed	3%	3%	2%	8%	15%	6%
	% Filipino-Surnamed	0%	0%	0%	1%	1%	1%
	% Spanish-Surnamed	7%	5%	5%	4%	5%	5%
	% NH White est.	87%	88%	91%	86%	77%	86%
	% NH Black	0%	1%	0%	1%	1%	1%
Voter Turnout (Nov 2014)	Total	10,770	11,862	12,469	11,713	8,449	55,264
	% Latino	5%	5%	4%	3%	4%	4%
	% Asian-Surnamed	2%	3%	2%	7%	13%	5%
	% Filipino-Surnamed	0%	0%	0%	1%	1%	0%
	% Spanish-Surnamed	5%	4%	4%	2%	3%	4%
	% NH White est.	90%	90%	92%	89%	80%	89%
Voter Turnout (Nov 2012)	Total	17,446	18,894	19,472	17,606	13,896	87,315
	% Latino	7%	5%	5%	4%	5%	5%
	% Asian-Surnamed	2%	3%	2%	6%	12%	5%
	% Filipino-Surnamed	0%	0%	0%	1%	1%	0%
	% Spanish-Surnamed	6%	5%	5%	3%	4%	5%
	% NH White est.	89%	90%	92%	88%	81%	88%
	% NH Black est.	0%	1%	0%	1%	1%	1%
ACS Pop. Est.	Total	34,773	33,684	36,016	33,608	34,776	172,857
Age	age0-19	21%	28%	22%	26%	33%	26%
	age20-60	54%	52%	52%	52%	57%	54%
	age60plus	25%	20%	26%	22%	10%	21%
Immigration	immigrants	14%	12%	14%	24%	33%	19%
	naturalized	58%	61%	52%	55%	52%	55%
Language spoken at home	english	83%	87%	85%	73%	63%	78%
	spanish	10%	6%	9%	6%	7%	8%
	asian-lang	3%	3%	2%	11%	20%	8%
	other lang	5%	5%	5%	10%	10%	7%
Language Fluency	Speaks Eng. "Less than Very Well"	6%	5%	5%	7%	11%	7%
Education (among those age 25+)	hs-grad	35%	37%	31%	23%	19%	29%
	bachelor	34%	34%	35%	35%	32%	34%
	graduatedegree	25%	26%	28%	41%	47%	33%
Child in Household	child-under18	25%	39%	27%	34%	47%	34%
Work (percent of pop age 16+)	employed	58%	59%	60%	60%	65%	60%
	Commute on Public Transit	2%	1%	2%	1%	1%	1%
Household Income	income 0-25k	17%	12%	12%	8%	10%	12%
	income 25-50k	14%	11%	14%	9%	7%	11%
	income 50-75k	13%	12%	13%	10%	8%	11%
	income 75-200k	39%	45%	37%	44%	47%	42%
	income 200k-plus	16%	21%	24%	28%	28%	23%
Housing Stats	single family	70%	87%	75%	75%	67%	75%
	multi-family	30%	13%	25%	25%	33%	25%
	vacant	9%	4%	10%	10%	4%	8%
	occupied	91%	96%	90%	90%	96%	92%
	rented	42%	20%	36%	30%	36%	33%
	owned	58%	80%	64%	70%	64%	67%
Total and Voting Age population data from the 2010 Decennial Census.							
Surname-based Voter Registration and Turnout data from the California Statewide Database.							
Latino voter registration and turnout data are Spanish-surname counts adjusted using Census Population Department undercount estimates. NH White and NH Black registration and turnout counts estimated by NDC. Citizen Voting Age Pop., Age, Immigration, and other demographics from the 2011-2015 American Community Survey and Special Tabulation 5-year data.							